

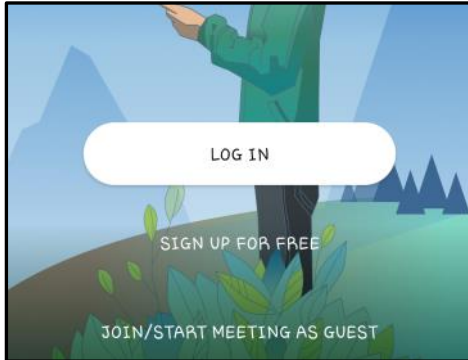
## 8X8 Video Meetings Tips and Tricks

### 8X8 USE FOR PATIENT

1. Tap **8x8 Meet** icon.



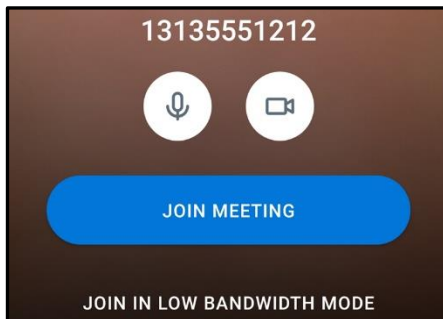
2. Tap **JOIN/START MEETING AS GUEST.**



3. Enter a name for your meeting and tap **Continue.**

**Important Note:** For security, the “Meeting Name” must be a unique name, such as a phone number or name plus number i.e., AbJfxxxx.

4. Tap **JOIN MEETING.**



5. Inform the family member of the **meeting name** to video remote into.


6. **Important:** Tap the **Red phone button** to hang up.



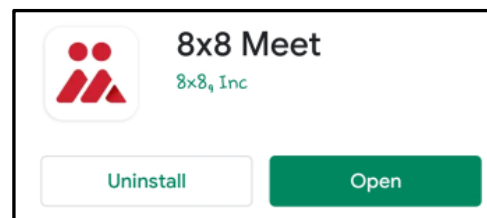
## 8X8 Video Meetings Tips and Tricks

### 8X8 USE FOR FAMILY

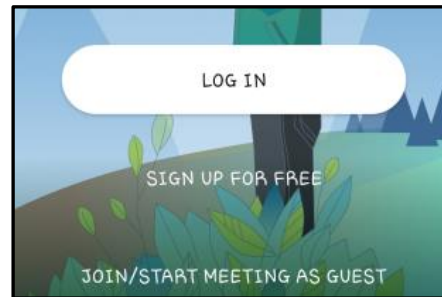
1. Download via iOS app store or Play Store **8x8 Meet** and tap **Install/ Open.**



- or on a PC/Mac/Desktop  
<https://download.8x8.vc/>

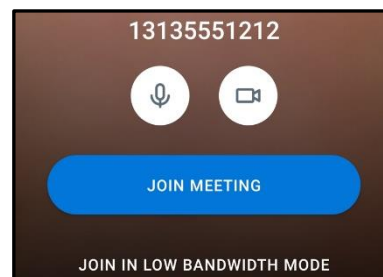


2. Tap **JOIN/START MEETING AS GUEST.**



3. Type in the meeting name (case sensitive) provided by the family member and tap **Continue.**

4. Tap **JOIN MEETING.**



5. **Important:** Tap the **Red phone button** to hang up.

